


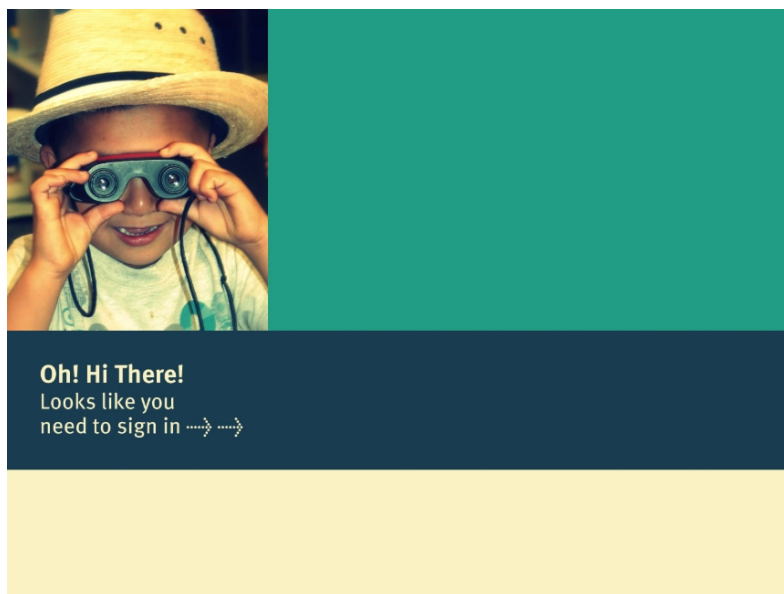
Students & Staff Access to Naviance via Clever

Go to the SDUSD Clever Portal at <https://clever.com/in/sdusd/>.



Click the button to Log in with Active Directory.

Enter your district ID and password.




Access to this webpage requires an Employee or Student ID. Forgot your password? Try the [Password Self Service](#) or contact the [IT Help Desk](#)

Sign in

Once logged in, you will see all the applications applicable to your role and school site. To launch Naviance, simply click on the Naviance Icon.

Note – The Apps listed will vary for different users and school sites



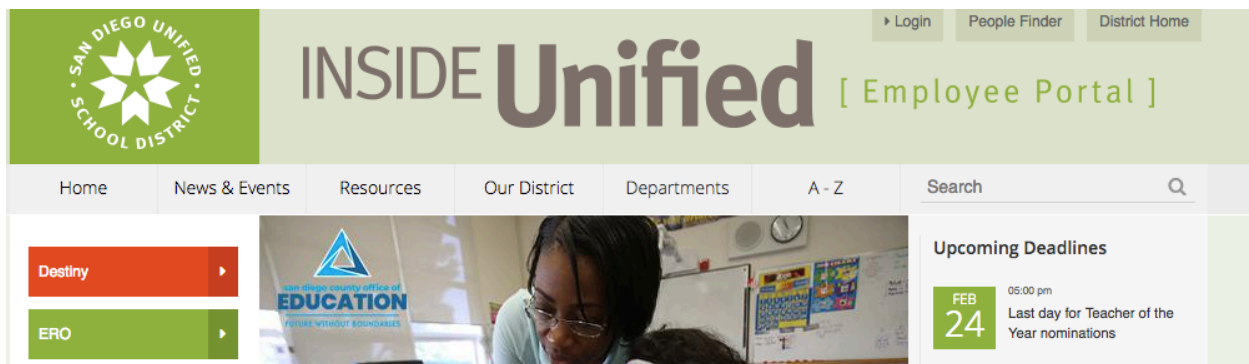
For Naviance Site Manager Support:

For Clever Portal information and support: <https://www.sandi.net/itd/it-resources/clever-portal-information>

Contact the IT Help Desk if you need further assistance: <https://sdusd.cherwellondemand.com/>

Staff can also access the Clever Portal by logging into the district home page.

Click: Quick Link. The Clever tab will be at the bottom of the page in grey, for most users.



Clever



Or Click: the A-Z tab, in the Staff Portal.

A - Z

- [Accounts Payable](#)
- [Athletics](#)
- [Benefits Enrollment](#)
- [Bids and Requests for Proposals](#)
- [Bulletins & Circulars](#)
- [Canvas](#)
- [Clever](#)
- [Common Core](#)
- [Community Service Association \(CSA\)](#)
- [Comprehensive School Safety Plan](#)